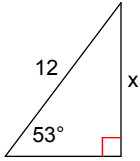


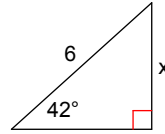
## Finding the Horizontal and Vertical Components

Find the missing sides. Round to the nearest tenth.

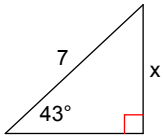
1)



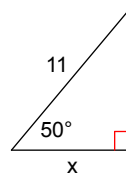
2)



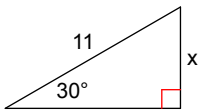
3)



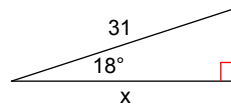
4)



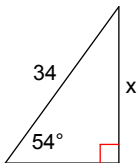
5)



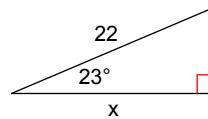
6)



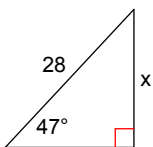
7)



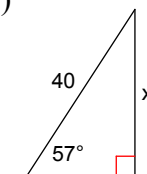
8)



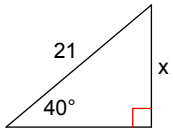
9)



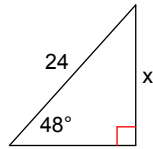
10)



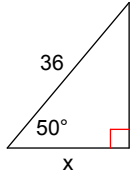
11)



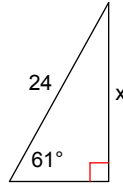
12)



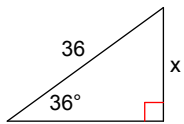
13)



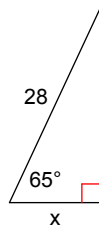
14)



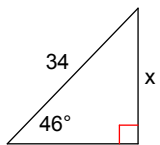
15)



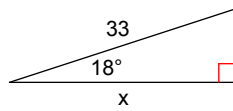
16)



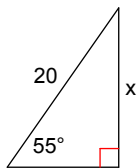
17)



18)



19)



20)

