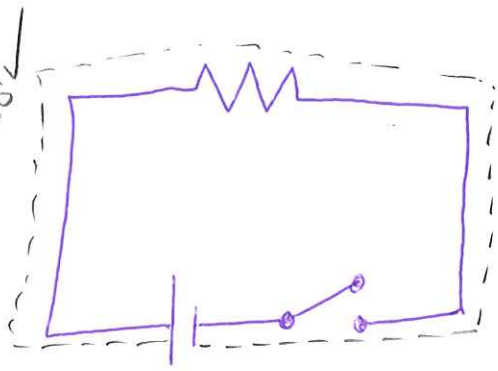


Circuit Notes

if works ✓



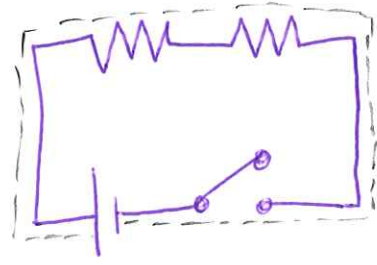
Key

- wire = —
- battery =
- lightbulb =
- motor =
- switch =

- 1) Start at one side of the battery
- 2) Trace through the wires without picking up your pencil.
- 3) If you make it to the other side of the battery, it works!

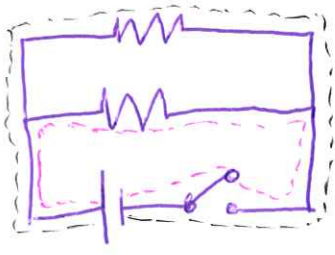
Challenge: 2 bulbs, 1 battery, 1 switch

if works ✓



Series Circuit

Parallel Circuit



tip: electrons can never move "backwards"